

AP176V App 176

Bath-tub 170 cm in Pietraluce - drain cover matching color the bathtub (drainage system art. SIFMW included)

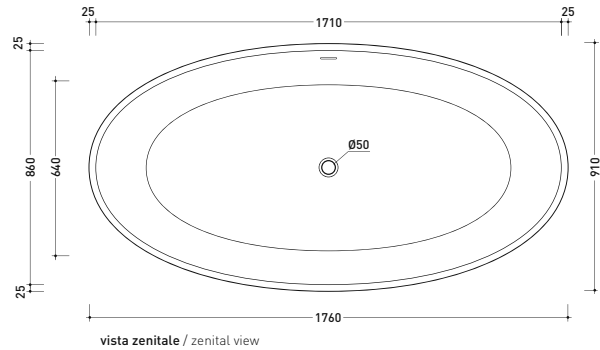
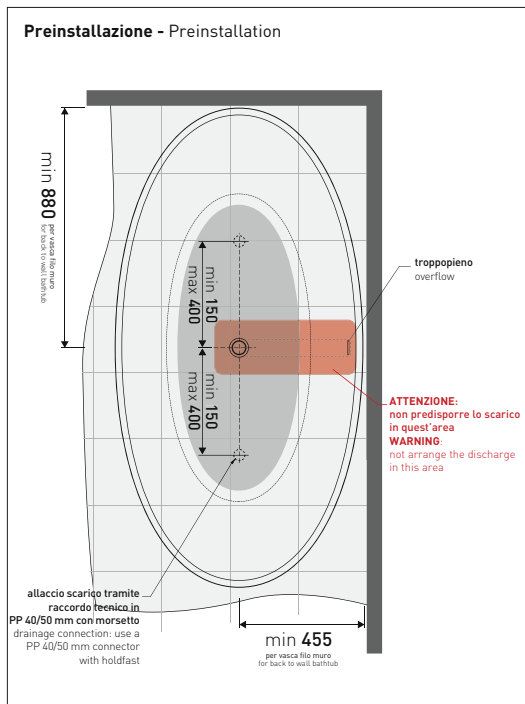
• with overflow

Complements: **Line taps bath-tub:** ONE - NOKÉ - SI - FOLD - X1 - STIL
Line accessories: TWO - HOOP - FOLD

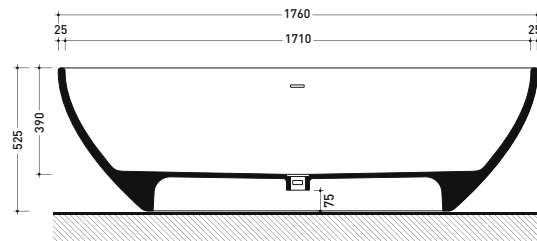
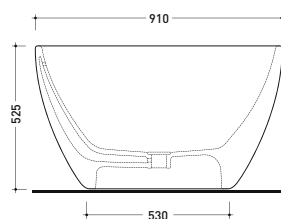
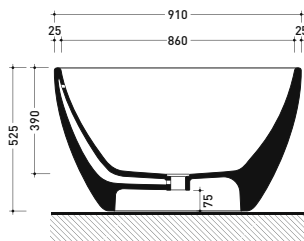
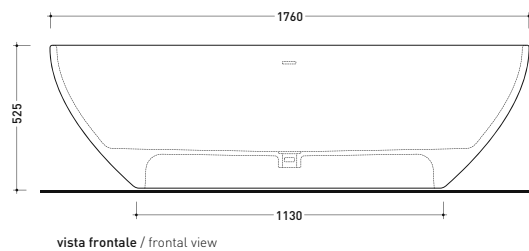


Package dim. 193 x 102 x 76 cm | Weight 170 kg | Pz. Pallet n° 1

UNI EN 14516 - CL1 Dop-No14516



Capacità Max / Max Capacity 290 L.
Peso Netto / Net Weight 170 Kg.



sizes in mm

Please consider a 2% tolerance on indicated measurements